

— *Shine with a smile*

HEUTE shoe shine machines —



Automatic
ShoeShine
German Engineering & Design



Heute
Maschinenfabrik



Even back in the 18th century, French poet Honoré de Balzac wrote that a keen observer can always gain a sense of who he or she is dealing by glancing at that person's shoes.

While this may not be quite as easy any more in our age of sneakers, loafers and the used look, one factor still applies:

„Well-kept shoes simply bring more
brilliance to their wearer's personality.“



Shoes complete and individualise our appearance – and they convey messages. Clean footwear conveys an appreciation of one's fellows and the situation at hand.

This has been our philosophy for more than 100 years. HEUTE shoe shine machines safeguard values and look after your good style.

Christian Löwe
General Manager



Contents

Introduction	4
Ellipse	
The style-conscious head porter.....	8
Elégance Couleur	
Understated elegance.....	10
Cosmo plus	
The steadfast supporter.....	12
Cosmo	
The perfect butler.....	14
Ronda 30	
The economical all-rounder.....	16
Easy Comfort	
The practical little helper.....	17
The Company	18
Features	20
Technical data	21



Brilliantly Prepared

For the brainstorming session with the team. The luncheon with the board of directors. The presentation to the client. And for the trip to the theatre in the evening.

Shoe shine machines by HEUTE see to it that the day begins with a fresh shine. From toe to heel – and from one ear to the other. And they are always and everywhere at your service, whenever a brilliant performance is expected.





Shine with a smile



Our quiet servants are as varied as the people who use them each day. With a variety of characters and talents, and in outfits that range from classic to modern, they perform their tasks in the best buildings worldwide.

And they come with brilliant references: Hand-made in Germany, backed by more than 100 years of experience and guaranteed dependability. For satisfied customers, from top to toe.



Ellipse with high-quality genuine leather finishing

Ellipse

The style-conscious head porter

The round column in brushed stainless steel with bevelled oval cover has the look of a sculpture in expansive corridors, spacious reception areas and lobbies. Whether free-standing, in a corner or directly against the wall, this stylish shoe shine machines always cuts a fine figure. Offer service in its most beautiful shape.

- *high-end property character*
- *cover area optionally available with high-quality leather finishing*

3 year warranty




V2A, brushed



V2A, brushed with genuine leather finishing



Ellipse V2A



Elégance Couleur

Understated elegance

Whether lithe and lissom or short and compact, these house servants perform their work discreetly in the background. With colours to match surrounding décor and an elegantly pleasing shape, they fit in to interior design styles of all shapes and sizes. Experience a perfect finish for shoes and interior design.

Elegance in two series:

- 36 cm height
- 86 cm height with the "plus" of an ergonomic handle

3 year warranty



Elégance Couleurgraphite



Elégance Couleur plus
Bordeaux



V2A
Brushed



black
(RAL 9005)



graphite
(RAL 7022)




silver
(RAL 9006)



bordeaux
(RAL 3004)



any RAL colour




Cosmo plus

The steadfast supporter

The shoe shine machine with the ergonomic handle is simply indispensable in the office. When hustle and bustle threaten to throw things out of joint, it is there to offer a firm grip. Hold on, inhale, exhale – and everything is back on track. Treat yourself to some relief in your day-to-day business.


- with bar for added comfort
- can be coated in any RAL colour

3 year warranty



Cosmo pluslight ivory

Cosmo plusblue



black
(RAL 9005)



graphite
(RAL 7022)



silver
(RAL 9006)



light ivory
(RAL 1015)



white
(RAL 9016)



blue
(RAL 5013)



bordeaux
(RAL 3004)



any RAL colour

Cosmo






Cosmowhite

The perfect butler

This shoe shine machine is at your service and at home wherever cleanliness lives. Its organic form is never offensive, and in a colour perfectly tailored to the furnishings, it fits in with any surroundings. But it can also be proudly displayed as an unconventional piece of inventory. Install a little luxury of your own.

- compact dimensions with high stability
- can be coated in any RAL colour

3 year warranty



Ronda30
Graphite


Ronda30

The economical all-rounder

Simple in its design and humble in its space requirements, this proven shoe shine machine is well-suited for nearly every application. Whether pension, restaurant or office, it performs its work without pushing to the fore.

- outstanding value for the money
- hand sensor with energy-saving timer

3 year warranty



EasyComfort

2 year warranty

The practical little helper

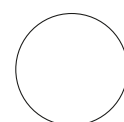
Sleek and simply good – and available at a compact price. Just like its larger and elegantly styled colleagues, this little shoe shine machine comes from a good home and performs its tasks to full satisfaction.

It's easy to opt for more comfort.

- proven quality at an attractive price
- ideal for every household



graphite
(RAL7022)



white
(RAL 9016)



graphite
(RAL7022)




black,
door: genuine
leather finish



black,
door: V2A embossed,
Steel Design



black,
door: jacaranda



black,
door: bright oak




black,
door: any RAL colour



In the best hands



Shoe shine machines from our company are distinguished by quality 'Made in Germany'. And in this we come equipped with the best tools of the trade: experience, expertise and a great devotion to the smallest detail.



HEUTE shoe shine machines are sturdily built and fitted with high-torque motors. This is how we ensure user safety and machine durability at the same time.

We at HEUTE work with devotion and pleasure on the product – from development through production to advice and service. So with your decision for a shoe shine machine by HEUTE, you are in the best hands.



Features*

The start button

determines the duration of brush action with the convenient automatic start/stop feature.



The sensor

permits a touch-free, silent start, activated by hand or foot. Capacitive sensors respond to proximity in order to prevent faults due to dirt and wear and tear.



The bar

ensures secure footing during cleaning and polishing of the shoe.

The polish dispenser

made of a high-performance material with a large stainless steel dispenser ball. It provides an even and absolutely scratch-free distribution of leather-care lotion.

The pre-cleaning brush

of pure horsehair gently removes dust and dirt.

The housing

is made of of the highest quality stainless steel, aluminium or steel sheet that can be custom-coated or covered.

The sole-cleaning mat

is removable for easy cleaning.



The polishing brushes

are hand made, custom fitted with specially selected wool yarn around a sturdy wooden core that not only effectively absorb leather-care agent but also gently polish delicate high-gloss leather.



HEUTE special polish

Our specially mixed lotion impregnates the shoes with a natural leather wax and let's them stay supple. The polishing action of the soft yarn brushes produces a natural gloss.

Technical data

	Ellipse	Quadro	Poliswing	Polifix 2	Polifix 2 plus	Polifix 3	Polifix 4	Elegance Couleur	Elegance Couleur plus	Elegance Nature	Elegance Nature plus	Cosmo plus	Cosmo	Ronda 30	Easy Comfort	Politec Polar	Politec Solar
Dimensions																	
Height (cm)	127	127	91	94	102	85	86	36	86	36	86	95	32	79	31	114	114
Depth (cm)	ø 44	34	57	31	32	31	32	30	30	30	30	42	38	30	32	34	34
Width (cm)	ø 44	38	40	56	56	56	72	50	50	50	50	60	60	46	49	66	66
Housing																	
Cast aluminium												•	•				
Stainless steel (V2A)	•	•	•	•	•			•	•								
Steel (coated)				•	•	•	•	•	•					•	•	•	•
Naturalwood										•	•						
Weight																	
net (kg)	47	47	47	25	25	33	42	16	28	16	20	16	12	21	10	31	31
gross (kg)	50	50	50	27	27	36	46	18	30	18	23	20	14	23	11	35	35
Features																	
Nylon pre-cleaning brushes															•	•	•
Horsehair pre-cleaning brush	•	•	•	•	•	•	•	•	•	•	•	•	•	•			
Pre-cleaning brush ø 13 cm								1	1	1	1	1	1	1	1		
Polishing brush ø 13 cm								2	2	2	2	2	2	2	2		
Pre-cleaning brush ø 22 cm	1	1	1	1	1	1	1									1	1
Polishing brush ø 22 cm	1 (2)*	1 (2)*	2	2	2	2	3									1	1
Polish dispenser (litres)	0,75*	0,75*	0,75	0,75	0,75	0,75	1	0,75	0,75	0,75	0,75	0,75	0,75	0,75	0,2	-	0,75
Starter																	
Hand Sensor with timer	•	•				•	•							•			
Foot sensor with timer			•		•			•	•	•	•		•			•	•
Button on bar				•								•					
On/off switch															•		
Power supply																	
Standard version (Volts)	220	220	220	220	220	220	220	220	220	220	220	220	220	220	220	220	220
Optional (Volts)	110	110	110	110	110	110	110	110	110	110	110	110	110	110	-	110	110
Motor																	
Power (Watts)	150	150	150	150	150	150	240	130	130	130	130	130	130	130	100	240	240
Revolutions (min.)	700	700	700	700	700	700	750	1.200	1.200	1.200	1.200	1.200	1.200	1.200	1.100	750	750

*Features vary according to model

*optional version with 2nd polishing brush instead of polish dispenser



Automatic
ShoeShine
German Engineering & Design

Authorised Distributor:

Shoe Shine - A division of FMCG Industry Solutions

Address: Unit 11A / 1-3 Endeavour Road Caringbah NSW 2229

Postal address: P.O. Box 4109 Bexley North NSW 2207

Phone: (02) 9540 2288 / 1300 628 104 • Fax: (02) 9012 0320

E-mail: info@shoe-shine.com.au • Internet: www.shoe-shine.com.au



Heute
Maschinenfabrik